

S1F METALLIC PUMP TECHNICAL DATA SHEET

SERIES

STANDARD DUTY BALL VALVE PUMPS

Offering the widest range of performance and application capabilities

PERFORMANCE

SUCTION / DISCHARGE PORT SIZE

- 1" NPT (internal)
- 1" BSP Tapered (internal)
- 1" ANSI 150# Raised Face Flanges

CAPACITY

- 0 to 45 gallons per minute (0 to 170 LPM)

AIR DISTRIBUTION VALVE

- No-lube, no-stall design

SOLIDS-HANDLING

- Up to .25 in. (6mm)

HEADS UP TO

- 125 psi or 289 ft. of water
(8.6 Kg/cm² or 86 meters)

MAXIMUM OPERATING PRESSURE

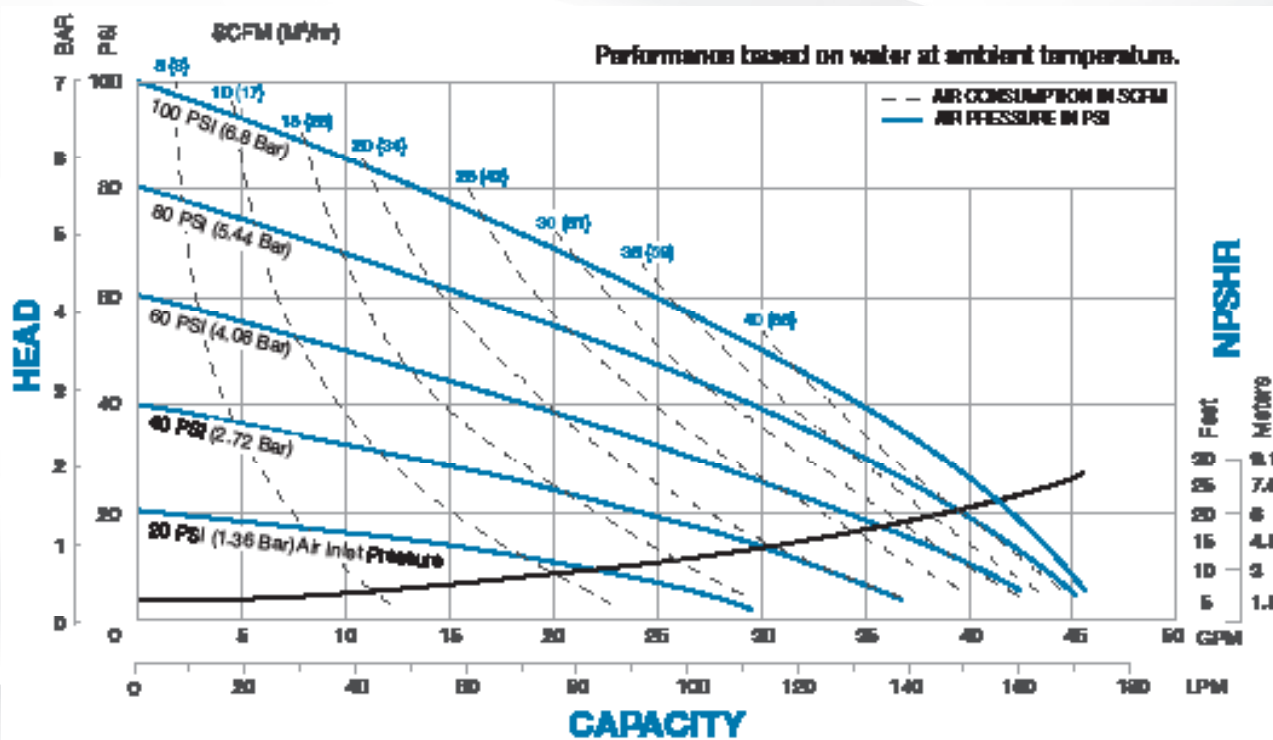
- 125 psi (8.6 bar)

DISPLACEMENT/STROKE

- .11 Gallon / .42 liter

WEIGHTS

- Aluminum 28 lbs. (13kg)
- Cast Iron 46 lbs. (21kg)
- Stainless Steel 43 lbs. (20kg)



5 YEAR LIMITED PRODUCT WARRANTY

5 Year Guarantee for defects in material or workmanship. See sandpiperpump.com/content/warranty-certifications for complete warranty, including terms and conditions, limitations and exclusions.



USE ONLY GENUINE SANDPIPER PARTS

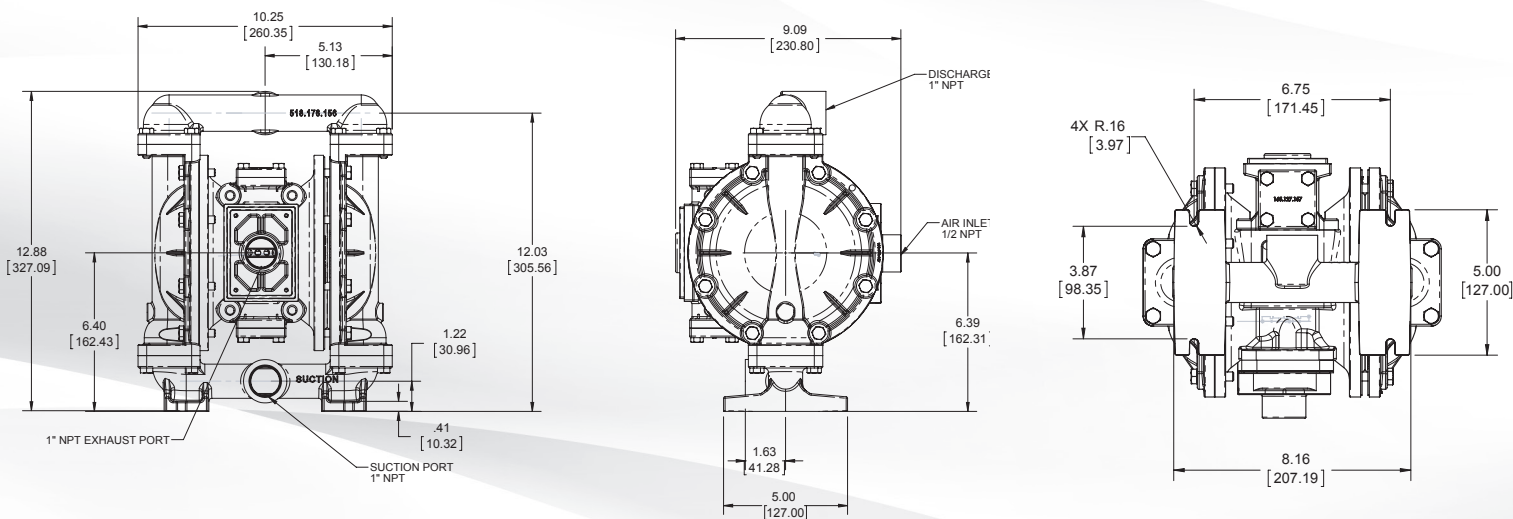
All certification, standards, guarantees & warranties originally supplied with this pump will be invalidated by the use of service parts not identified as "Genuine SANDPIPER Parts."

DIMENSIONS

S1F Metallic - NPT

Dimensions in inches (mm dimensions in brackets). Dimensional Tolerance: $\pm 1/8"$ ($\pm 3\text{mm}$)

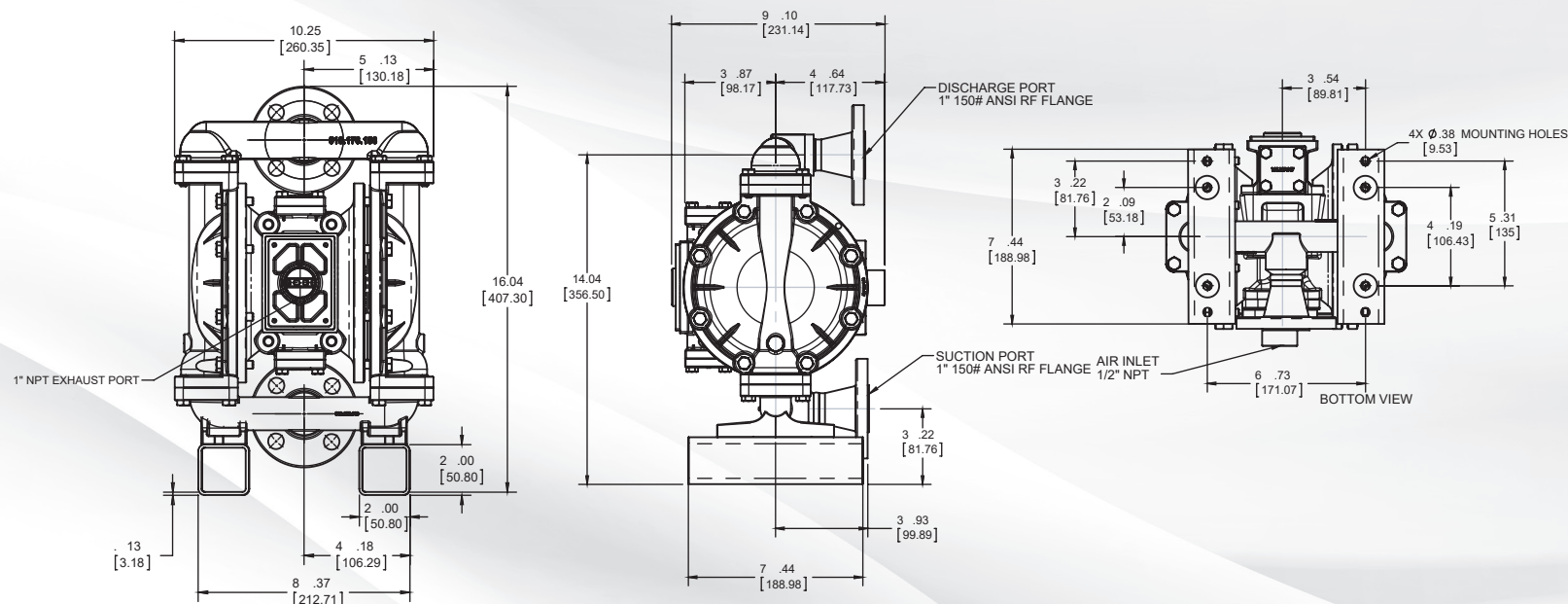
The dimensions on this drawing are for reference only. A certified drawing can be requested if physical dimensions are needed.



S1F Metallic - ANSI Flange

Dimensions in inches (mm dimensions in brackets). Dimensional Tolerance: $\pm 1/8"$ ($\pm 3\text{mm}$)

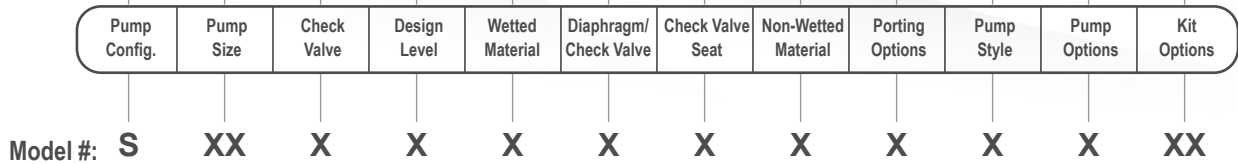
The dimensions on this drawing are for reference only. A certified drawing can be requested if physical dimensions are needed.



EXPLANATION OF PUMP NOMENCLATURE

Your Model #: **S**

(fill in from
pump nameplate)



PUMP BRAND
S SANDPIPER®

PUMP SIZE
1F 1"

CHECK VALVE TYPE
B Ball

DESIGN LEVEL
1 Design Level

WETTED MATERIAL

A Aluminum
I Cast Iron
S Stainless Steel
H Alloy C
X Unpainted Aluminum

DIAPHRAGM/CHECK VALVE MATERIALS

1 Santoprene/Santoprene
2 PTFE-Santoprene/PTFE
B Nitrile/Nitrile
C FKM/PTFE
I EPDM/Santoprene
G PTFE-Neoprene/PTFE
H Hytrel/Hytrel
N Neoprene/Neoprene
Z One-Piece Bonded/PTFE

CHECK VALVE SEAT

A Aluminum
C Carbon Steel
S Stainless Steel
T PTFE
W UHMW

NON-WETTED MATERIAL OPTIONS

A Painted Aluminum
I Cast Iron
Y Painted Aluminum with
Stainless Steel Hardware
Z Cast Iron with
Stainless Steel Hardware

PORTING OPTIONS

N NPT Threads
B BSP (Tapered) Threads
U Universal Flange (Fits ANSI & DIN)
R Raised Face 150# Threaded ANSI Flange
W Welded Raised Face #150 ANSI Flanged Mani-
folds

PUMP STYLE

S Standard

PUMP OPTIONS

0 None
6 Metal Muffler

KIT OPTIONS

00. None
P0. 10.30VDC Pulse Output Kit
P1. Intrinsically-Safe 5.30VDC,
110/120VAC 220/240 VAC
Pulse Output Kit
P2. 110/120 or 220/240VAC
Pulse Output Kit
E0. Solenoid Kit with 24VDC Coil
E1. Solenoid Kit with 24VDC
Explosion-Proof Coil
E2. Solenoid Kit with 24VAC/12VDC Coil
E3. Solenoid Kit with 12VDC
Explosion-Proof Coil
E4. Solenoid Kit with 110VAC Coil
E5. Solenoid Kit with 110VAC
Explosion-Proof Coil
E6. Solenoid Kit with 220VAC Coil
E7. Solenoid Kit with 220VAC
Explosion-Proof Coil
E8. Solenoid Kit with 110VAC, 50 Hz
Explosion-Proof Coil
E9. Solenoid Kit with 230VAC, 50 Hz
Explosion-Proof Coil
SP. Stroke Indicator Pins
A1. Solenoid Kit with 12 VDC
ATEX Compliant Coil
A2. Solenoid Kit with 24 VDC
ATEX Compliant Coil
A3. Solenoid Kit with 110/120 VAC
50/60 Hz ATEX Compliant Coil

MATERIALS

Material Profile:

CAUTION! Operating temperature limitations are as follows:

CONDUCTIVE ACETAL: Tough, impact resistant, ductile. Good abrasion resistance and low friction surface. Generally inert, with good chemical resistance except for strong acids and oxidizing agents.

EPDM: Shows very good water and chemical resistance. Has poor resistance to oils and solvents, but is fair in ketones and alcohols.

FKM (FLUOROCARBON): Shows good resistance to a wide range of oils and solvents; especially all aliphatic, aromatic and halogenated hydrocarbons, acids, animal and vegetable oils. Hot water or hot aqueous solutions (over 70°F(21°C)) will attack FKM.

HYTREL®: Good on acids, bases, amines and glycols at room temperatures only.

NEOPRENE: All purpose. Resistance to vegetable oils. Generally not affected by moderate chemicals, fats, greases and many oils and solvents. Generally attacked by strong oxidizing acids, ketones, esters and nitro hydrocarbons and chlorinated aromatic hydrocarbons.

NITRILE: General purpose, oil-resistant. Shows good solvent, oil, water and hydraulic fluid resistance. Should not be used with highly polar solvents like acetone and MEK, ozone, chlorinated hydrocarbons and nitro hydrocarbons.

NYLON: 6/6 High strength and toughness over a wide temperature range. Moderate to good resistance to fuels, oils and chemicals.

**Operating
Temperatures:**

Max. Min.

190°F -20°F
88°C -29°C

280°F -40°F
138°C -40°C

350°F -40°F
177°C -40°C

220°F -20°F
104°C -29°C

200°F -10°F
93°C -23°C

190°F -10°F
88°C -23°C

180°F 32°F
82°C 0°C

POLYPROPYLENE: A thermoplastic polymer. Moderate tensile and flex strength. Resists strong acids and alkali. Attacked by chlorine, fuming nitric acid and other strong oxidizing agents.

180°F 32°F
82°C 0°C

PVDF: (Polyvinylidene Fluoride) A durable fluoroplastic with excellent chemical resistance. Excellent for UV applications. High tensile strength and impact resistance.

250°F 0°F
121°C -18°C

SANTOPRENE®: Injection molded thermoplastic elastomer with no fabric layer. Long mechanical flex life. Excellent abrasion resistance.

275°F -40°F
135°C -40°C

UHMW PE: A thermoplastic that is highly resistant to a broad range of chemicals. Exhibits outstanding abrasion and impact resistance, along with environmental stress-cracking resistance.

180°F -35°F
82°C -37°C

URETHANE: Shows good resistance to abrasives. Has poor resistance to most solvents and oils.

150°F 32°F
66°C 0°C

VIRGIN PTFE: (PFA/TFE) Chemically inert, virtually impervious. Very few chemicals are known to chemically react with PTFE; molten alkali metals, turbulent liquid or gaseous fluorine and a few fluoro-chemicals such as chlorine trifluoride or oxygen difluoride which readily liberate free fluorine at elevated temperatures.

220°F -35°F
104°C -37°C

Maximum and Minimum Temperatures are the limits for which these materials can be operated. Temperatures coupled with pressure affect the longevity of diaphragm pump components. Maximum life should not be expected at the extreme limits of the temperature ranges.

Metals:

ALLOY C: Equal to ASTM494 CW-12M-1 specification for nickel and nickel alloy.

STAINLESS STEEL: Equal to or exceeding ASTM specification A743 CF-8M for corrosion resistant iron chromium, iron chromium nickel and nickel based alloy castings for general applications. Commonly referred to as 316 Stainless Steel in the pump industry.

For specific applications, always consult the Chemical Resistance Chart.



NOTE: See service manual for ATEX details.