

SANDPIPER®

Delivering Quality, Interchangeable Pumping Solutions

• Construction • Mining • Barges & Ships • Utilities • Industrial Applications • Sewage Systems



SludgeMaster®
Air-driven high-flow
pump

Porta-Pump®
12V battery-powered
portable pump

Porta-Pump®

Battery-Powered Portable Pump

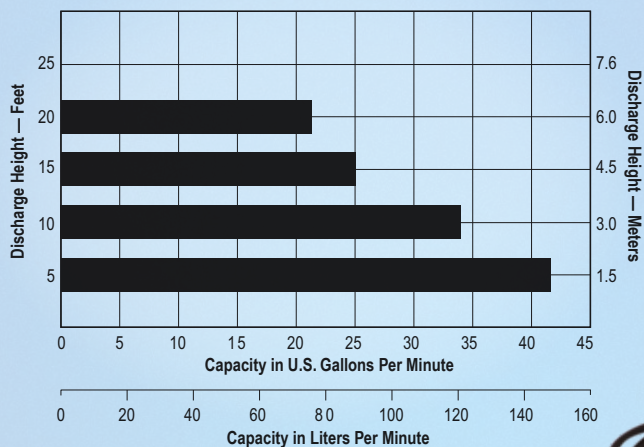
Innovative Portable Pump

Keep this portable pump on hand for immediate jobsite dewatering of everything from ditches to manholes. Powered by your truck battery, the PortaPump's 1/3 HP motor delivers up to 43 gpm for rapid dewatering and instant priming.

VERSATILE SOLUTIONS

- Runs off any 12-volt truck/auto battery
- Fully submersible
- Fits in openings as small as 10" diameter
- Weighs just 33 lbs.
- 30 foot cord
- Whisper-quiet
- Needs no suction hose, engine cranking or gas cans
- Remote waterproof controller for simple, safe operation
- Low 30-amp draw for an hour (average) of operation without restarting engine
- Available with both 1 1/2" NPT or BSPT tapered thread) female connections
- Self-lubricating shaft seal, bearing lubricated for life

1 1/2" (38mm) Porta-Pump®



Maximum Flow

- 43 gpm (163 lpm)

Maximum Head Pressure

- 25' (7.6 m)

Fluid Outlet

- 1 1/2" NPT or BSP (female)

Weight

- 33 lbs (14.37 kg)

Solids Handling

- Up to .38"



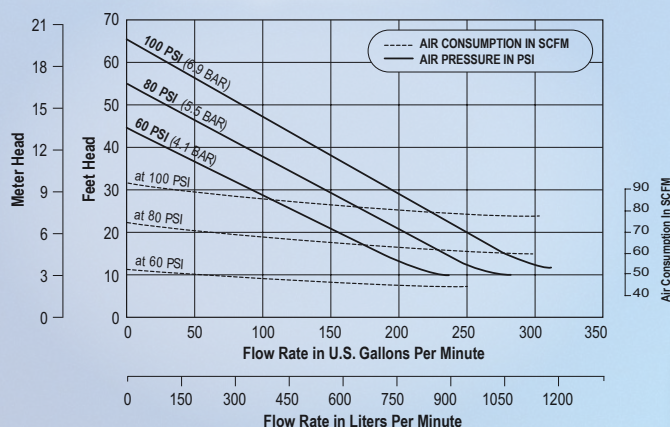
Fast Dewatering Technology

When your situation calls for fast dewatering, the SludgeMaster delivers. It provides our highest flow rates — up to 300 gpm — and runs on compressed air for continuous power supply. This trash pump handles everything from mud and leaves to sand and solids without clogging.

VERSATILE SOLUTIONS

- Fully submersible
- Weighs 59 lbs
- Won't choke on small trash
- Can run dry without damage
- Handles solids up to 1 ½"
- Self-draining to prevent damage in subfreezing weather
- Fits in openings as small as 14" diameter
- Self-priming and continuous automatic lubricating
- Optional rock screen for ½" solids available
- Fool-proof design that handles abrasive substances with less wear
- Built for rough handling and long life on land, sea or offshore

3" (76.2mm) SludgeMaster®



Maximum Flow

- 300 gpm (1,140 lpm)

Maximum Discharge Pressure

- 28 psi (2 bar)

Max. Solid Particle Size

- 1 ½" (38mm)

Air Inlet

- ½" NPT

Exhaust Outlet


- ¾" NPT

Fluid Outlet

- 3" NPT (female)

Weight

- 59 lbs (26.76 kg)



CHOOSING YOUR DEWATERING PUMP


Whether it's a manhole or a mine, dewatering situations demand immediate onsite action. You need a pump with a non-electric power source, small enough to go where you can't, and able to deliver high flow or high pressure to match the logistical demands of the situation.

The Versa-Matic line of submersible pumps delivers. We've assembled the best submersible pumps in the industry, manufactured by IDEX companies. Together, they provide you more options in terms of size, pressure, flow rates and functionality. No matter which submersible pump is right for your application, you'll be able to count on an unsurpassed level of reliability.

Pump	Power Source	Weight	Minimum Opening	Maximum Flow Rate	Maximum Head Pressure	Materials of Construction
Porta-Pump®	12V auto battery	33 lbs.	10" diameter	43 gpm	25' vertical	Aluminum with Cast Iron Impeller
SludgeMaster®	Air-driven	59 lbs.	14" diameter	300 gpm	65' vertical	Aluminum with Cast Iron Impeller


ADDITIONAL VALUE ADDED PRODUCTS

Versa-Matic offers a complete line of air-operated double diaphragm pumps ranging from 1/4" – 3", in a wide array of styles and materials to handle virtually any application.




BEAST catalog

The 2" (51 mm) plastic Flap Valve Pump was designed to offer superior solids handling in a chemically resistant lightweight portable design. These attributes make it perfect for chemical sump, utility and mine de-watering applications.



2:1 High Pressure

If discharge pressure over 125 psi is required, consider 2:1 ratio pump units which can provide pressures up to 238 psi. Perfect for long vertical runs, filter press feed, or other high pressure applications.



Evolution X catalog


This new 1" pump with an innovative center section makes conquering pumping challenges easier than ever. Ideal for pump users across a multitude of markets and applications.



Accessories

To protect your investment consider adding:

- Filter regulator (clean dry air)
- Tranquilizer Surge Suppressors (reduce fluid pulsation)
- Pneumatic liquid level control (sump / pit level control)



FDA / 3A

For food, beverage, dairy and pharmaceutical applications. High polished FDA food processing and 3A sanitary models are available to meet the stringent requirement of those industries.



Kits

Complete pump rebuild kits are available to make ordering and repair quick and easy. Receive all necessary items for a complete repair in one package to avoid unnecessary downtime.

SANDPIPER®

SANDPIPER®
Warren Rupp, Inc.
A Unit of IDEX Corporation
800 North Main Street
Mansfield, OH 44902 USA

Phone: 419.526.7296

Fax: 419.526.7289

www.sandpiperpump.com

Distributed By: